
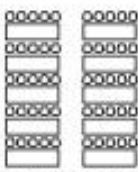
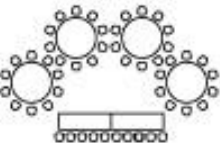


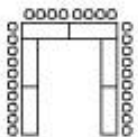
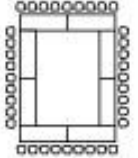
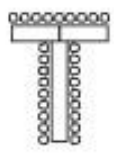




Guest Capacity Chart

ROOMS	DIMENSION -----SQ. FT	AREA	STANDING RECEPTION	THEATRE	U-SHAPE	HOLLOW SQUARE	BOARD ROOM	CLASS ROOM	BUFFET DINNER	WEDDING
PENTHOUSE	43'x 67'x10'	2881	280	250	60	70	64	130	170	170
MEREDITH N	30'x32'x9'	975	80	60	25	30	30	24	40	N/A
MEREDITH S	30'x 32'x9'	975	80	60	25	30	30	40	50	N/A
MEREDITH N & S	30'x 65'x9'	1950	150	130	60	70	60	100	100	100
SALON A	49'x 18'x9'	882	75	50	27	30	26	30	40	N/A
SALON B	30'x 33'x9'	990	85	50	25	30	30	36	50	N/A
SALON C	19'x9'x9'	173	N/A	N/A	N/A	N/A	8	N/A	N/A	N/A
BOARDROOM	15'x15'x9'	225	N/A	N/A	N/A	N/A	6	N/A	N/A	N/A

 <p>HERRINGBONE CLASSROOM STYLE</p>	 <p>CLASSROOM STYLE</p>
 <p>BANQUETS</p>	 <p>BOARD ROOM STYLE</p>
 <p>THEATRE STYLE</p>	 <p>U-SHAPED</p>
 <p>HOLLOW SQUARE</p>	 <p>T-SHAPED</p>

